

# How to View the Correct Answers in a Quiz Report

Revealing correct answers in a quiz report can be **effective** for quiz takers and instructors. While **quiz takers can improve** their knowledge & performance, the **quiz creator can evaluate** the quiz's efficacy and the questions' accuracy.

You can choose to reveal correct answers for the following scenarios:

1. For all questions
2. Only for an incorrect response(s)
3. For every answered response

**Check out the preview for every condition to decide better:**

## 1. When the option is enabled for every quiz question

✓ **Correct**

### 3) Google is great to fulfill demand but on Facebook, you can:

Generate new demand by generating interest ✓ (Your Answer)

Find new fans who will buy your products

Target your audience

Send messages to fans

#### **Feedback**

Demand generation is a critical element in customer acquisition lifecycle, and Facebook can help generate that demand through Facebook ads, posts, shares, likes, and more.

✗ **Unanswered**

### 4) Only teenagers use Twitter.

True

False ✓ (Correct Answer)

✗ **Incorrect**

### 5) Website Analytics: Define the term 'Unique Visitors.'

The number of visitors with activity including a first-ever visit to a site during a reporting period.

The number of inferred individual people within a designated reporting time-frame, with activity consisting of one or more visits to a site. ✓ (Correct Answer)

The number of visitors with activity consisting of two or more visits to a site during a reporting period.

The number of visitors with activity consisting of a visit to a site during a reporting period and visitor also visited the site prior to the reporting period. ✗ (Your Answer)

## 2. When the option is enabled only for the incorrect response(s)

× Incorrect

3) Google is great to fulfill demand but on Facebook, you can:

Generate new demand by generating interest ✓ (Correct Answer)

Find new fans who will buy your products × (Your Answer)

Target your audience

Send messages to fans

**Feedback**

Demand generation is a critical element in customer acquisition lifecycle, and Facebook can help generate that demand through Facebook ads, posts, shares, likes, and more.

× Incorrect

5) Website Analytics: Define the term 'Unique Visitors.'

The number of visitors with activity including a first-ever visit to a site during a reporting period. × (Your Answer)

The number of inferred individual people within a designated reporting time-frame, with activity consisting of one or more visits to a site. ✓ (Correct Answer)

The number of visitors with activity consisting of two or more visits to a site during a reporting period.

## 3. When the option is enabled only for the answered response(s)

✓ **Correct**

**3)** Google is great to fulfill demand but on Facebook, you can:

Generate new demand by generating interest ✓ (Your Answer)

Find new fans who will buy your products

Target your audience

Send messages to fans

**Feedback**

Demand generation is a critical element in customer acquisition lifecycle, and Facebook can help generate that demand through Facebook ads, posts, shares, likes, and more.

✗ **Incorrect**

**8)** Google Analytics is a free marketing tool.

True ✓ (Correct Answer)


False ✗ (Your Answer)







Revealing correct answers in a quiz report can help learners improve their understanding of the topic and correct their mistakes. However, it is also worth noting not to reveal answers if the quiz is a critical assessment, as doing so can compromise the quiz's validity.

## Here's how you can enable the option to reveal correct answers in the report:

**Step 1:** Go to quiz settings in your ProProfs Quiz Maker account.

[View help for this section](#)

Search 

Quizzes	Preview	Send
 <p><b>Performance Assessment Quiz</b></p> <p><a href="#">Edit</a> <a href="#">Settings</a> <a href="#">Draft</a> <a href="#">Copy</a> <a href="#">Delete</a></p>		
 <p><b>Market Research Quiz Template</b></p>		

**Step 2:** In the General tab, scroll down to **Quiz Report**. Make sure you have enabled quiz report customization.

**Step 3.1:** Locate the “**Show correct answer in report**” option and enable it.

(855) 776-7763 [Help](#) [R](#)

**ProProfs Quiz Maker** [Create](#) [Settings](#) [Send](#) [Reports](#) [Preview](#) [Save](#) [Help](#)

Performance Assessment Quiz

[General](#) [Security](#) [Notifications](#) [Market & Sell](#) [Theme](#) [Integrations](#) [Social Media](#) [Advanced](#)

[View help for this section](#)

**Score & Time**

Scoring: [Assign total points to the quiz](#)

Time to Complete Quiz: [Set max quiz time](#)  [?](#)

**Order**

Order of Questions: [Do not shuffle questions](#) [Reorder Questions](#) [?](#)

Number of Questions: [Select all questions](#) [?](#)

[Feedback](#)

**Step 3.2:** You can choose the condition for which you want to reveal the correct answers in the quiz report.

Show "Try Again" button

Yes No ?

Show report with each question graded as correct or incorrect

Yes No ?

Always

Show correct answer in report

1 Yes No ?

For all questions

For all questions

For incorrect response

For answered response

2

t Type:

Pass or Fail

Minimum Passing Score | 30 % ?

*Save your changes.*

### Related Articles:

- [How to Set up Mandatory and Optional Quiz Questions](#)
- [How to Add Feedback to Answers](#)
- [How to Create a Cloze Test](#)