

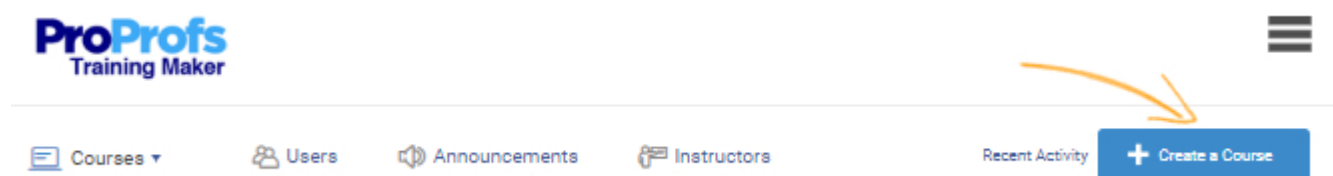
How to Create and Set Up a Series of Quizzes for Your Learners

You can set up a series of quizzes for your learners by adding them to a course. This enables learners to take a bunch of quizzes together instead of going one by one. Please note that a quiz series is different from a [multi-sectional exam](#).

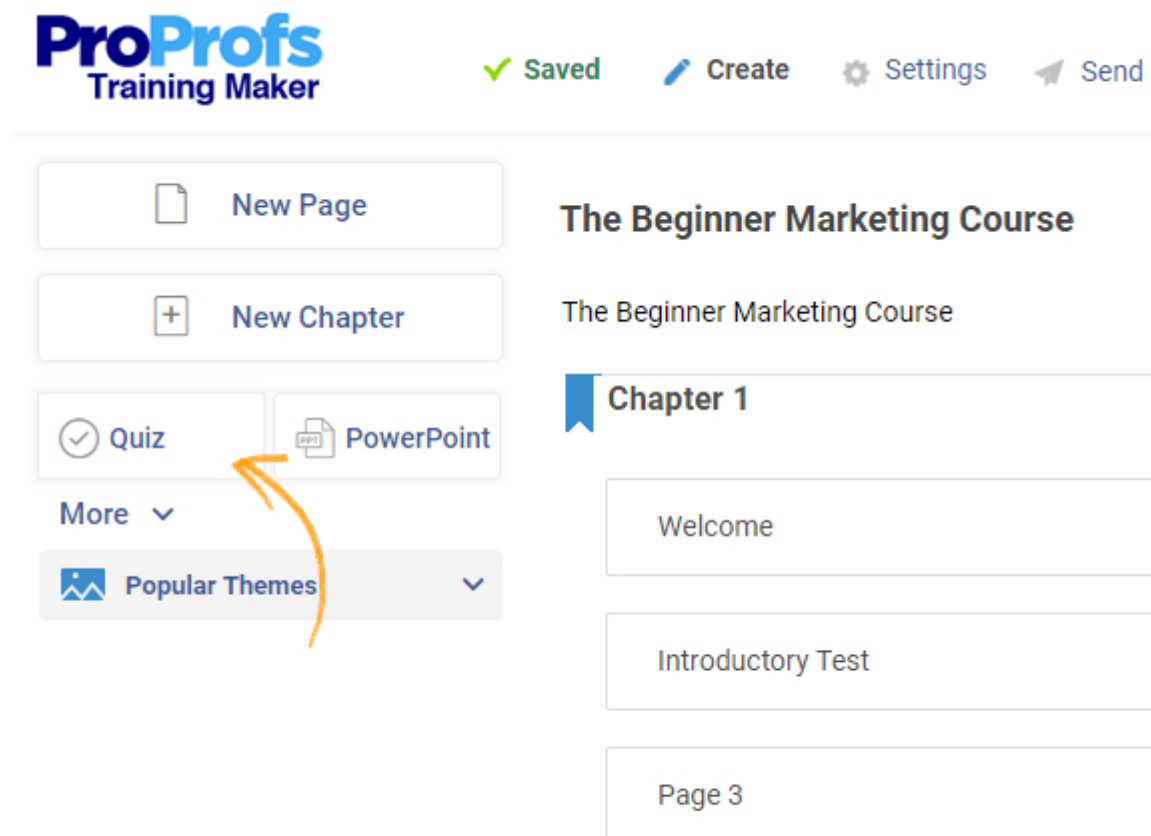
To add learners to a course, **your plan must include both quiz and training bundles**

Let's look at how you can set up a series of quizzes for your learners by adding them to a course.

Step 1: Log in to [ProProfs Training Maker](#) and click on **Create A Course**.



Step 2: On the **Manage** page of the training course, select the **Quiz** Option to [create a quiz](#) page.

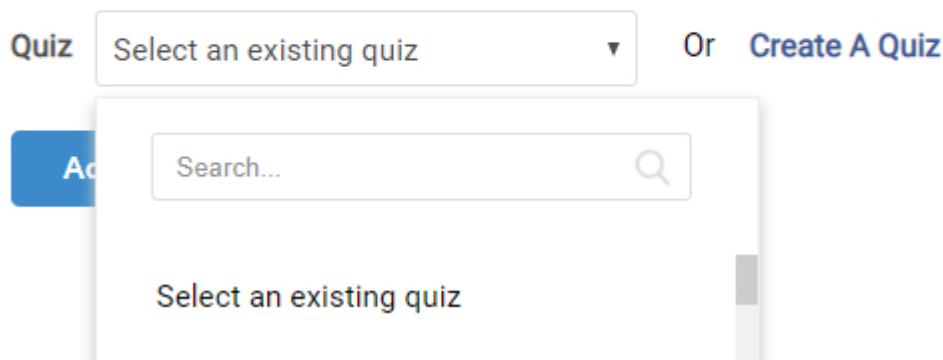


Step 3: On the new page that appears, select **Edit Page**.

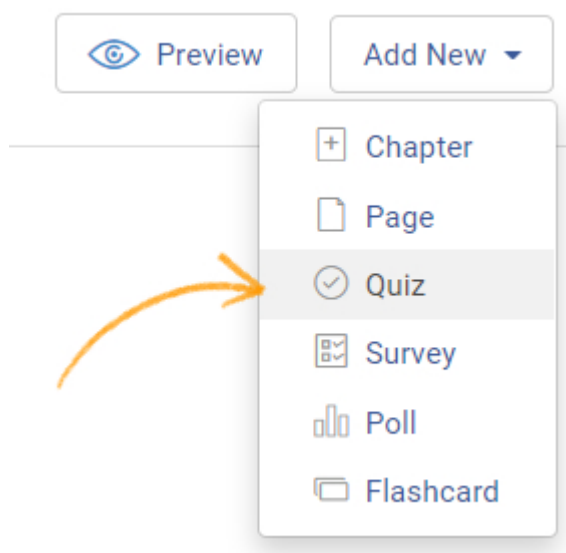


Step 4: Edit the page title. From the drop-down menu select the quiz you want to add to the course. You can also create a new quiz with the **Create A Quiz** option. Select the **Add** option to save the quiz.

Marketing Test 1



Step 5: On the top-right corner of the webpage, select **Quiz** under the **Add New** tab.



Step 6: Repeat Steps 4 and 5 to create a series of quizzes. Once you have added the required amount of quizzes select **Done**.

Related Articles:

[Introduction To The Quiz Editor](#)

[What is an online classroom?](#)

[How to Create a Scored Quiz](#)