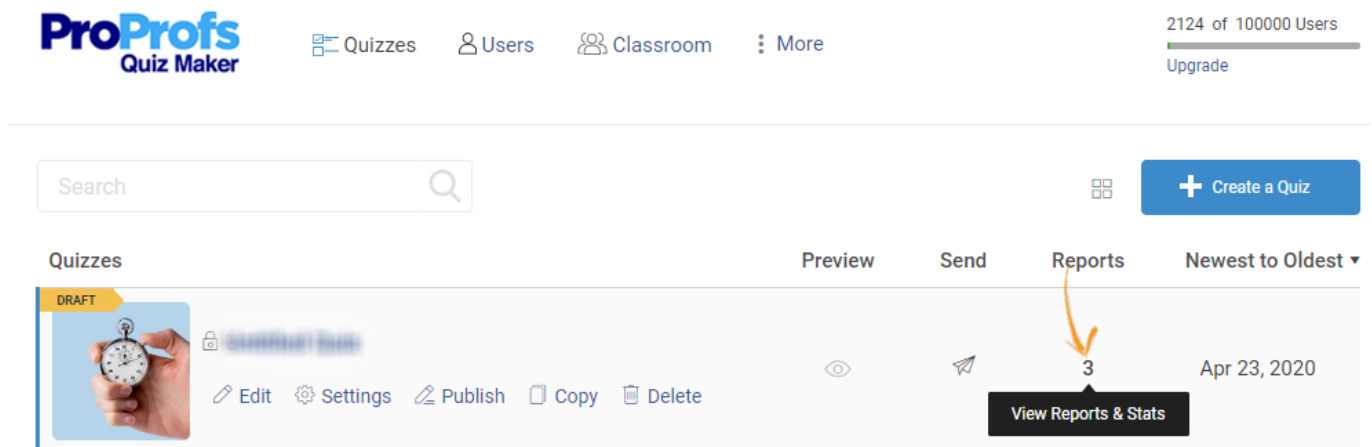


# How to Add Instructor Feedback in the Quiz Reports

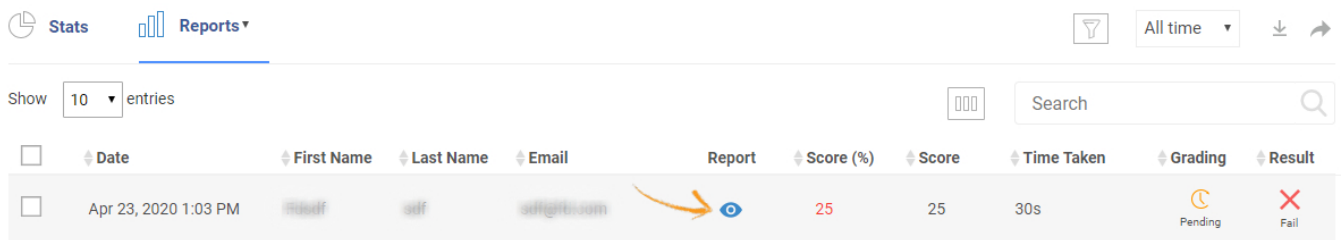
Instructors can provide their overall feedback in the quiz reports. This can be general feedback and improvement suggestions based on the overall performance of a learner.

Here's how you can add instructor feedback and smileys in a report:

**Step 1:** On your ProProfs Quiz Maker dashboard, access the reports of the required quiz.



**Step 2:** Click the **view** icon to see the report.




**Step 3:** Click **Add a note** to add Instructor Feedback.

### Report Summary

Result	<b>Pass</b>		
Score	100 out of 100 ( 100% )	Answered Correctly	3 Questions
Answered Incorrectly	0 Question	IP Address	██████████
Required Passing Grade	70 %	Date	Sep 16, 2020
Time Taken	46 secs	ID	██████

Score **100/100**  
(Bonus Points)



 **Instructor's Feedback**  
[Add a note](#)

**Step 4:** Type your comment in the box provided and click **Done**. Your feedback will appear at the end of the downloaded report.

**B I U** | 😊

**Done** Cancel

### Related Articles:

[How to Customize Quiz Results](#)

[How to Reveal Correct Answers in a Quiz Report](#)

[How to Grade Essay Questions](#)