

How to Set up Branching in a Quiz

Branching in quizzes offers you a way to personalize every quiz taker's experience. It lets you decide which question appears next based on an answer given for the previous question.

Note that this feature applies only to the [Multiple-Choice](#), **True/False**, and **Drop-Down** question types.

Let's take the following question as an example:

Q. Which is the most effective marketing channel for your business?

- A. Social media
- B. Email
- C. SMS
- D. Print

If the [quiz taker](#) answers 'A', they can be sent to a follow-up question related to **Social Media**. If the answer is 'B', the next question could be related to **Email**, and so on.

Another example that explains Branching closely:

Q. **Which of these is a more direct and personalized form of communication with a customer?**

- A. Chat
- B. Email

The right answer to the above question would be 'A', and if the quiz-taker select 'A', you can choose to submit the quiz. However, if the quiz taker answers 'B', the next question could further narrow down the difference between the two platforms by highlighting specific benefits that only **Chat** has, such as '**reduction in tickets**'. This provides an opportunity for the quiz taker to select the correct answer and improve their score.

The intent here is to see if the quiz taker continues to give incorrect answers till the quiz ends and scores poorly, or if they eventually get it right and score decently.

The two answers lead the quiz taker to different paths, and that's what **Branching** is all about.

Steps to Set up Branching in a Quiz:

Step 1: Hover the mouse over a question and click on **Edit Question**.

Search 100000+ questions

Questions

Multiple Choice Checkbox

True/False Fill in the blank

Essay Matching

Hotspot Dropdown

> More

[Popular Settings](#)

Technology Highlights of the Year Quiz



1. Which is the most effective marketing channel for your business?

- Social media
- Email
- SMS
- Print

[Edit Question](#) [+](#) [Preview](#) [Multiple Choice](#) [Trash](#)

Step 2: Click on **Advanced** to expand more settings. Locate **Branching** and enable it. This will display the available branching options against each answer, as shown in the screenshot below.

Which is the most effective marketing channel for your business?

- Social media [Continue to next question](#)
- Email [Continue to next question](#)
- SMS [Continue to next question](#)
- Print [Continue to next question](#)

[+ Add New Option](#)

Advanced

Feedback [Settings](#) [+ Style](#)

Add explanation shown after question is attempted.

Tags [?](#)

Use comma to separate tags


Branching [On](#) [Off](#) [?](#)

Step 3: Select the question that you want to send quiz takers to, from the available questions in the drop-down. Select '**Submit Quiz**' at a point you want to finish the quiz.

Which is the most effective marketing channel for your business? 

- Social media
- Email
- SMS
- Print


+ Add New Option



Advanced 






Multiple Choice 


Image On Off

Display choices vertically 

 Delete

Which platform does ...  

- Continue to next question 
- Submit Quiz 
- Which is the most ef... 
- Which platform does ...** 
- Select the ones you ... 

Continue to next question 



Related Articles:

- [How to Use Quiz Templates & Questions](#)
- [How to Find and Use Ready-Made Questions](#)
- [How to Add Images and Videos in Options](#)
- [How to Add Feedback to Answers](#)