

How to Disable Tab Switching for Quiz Takers

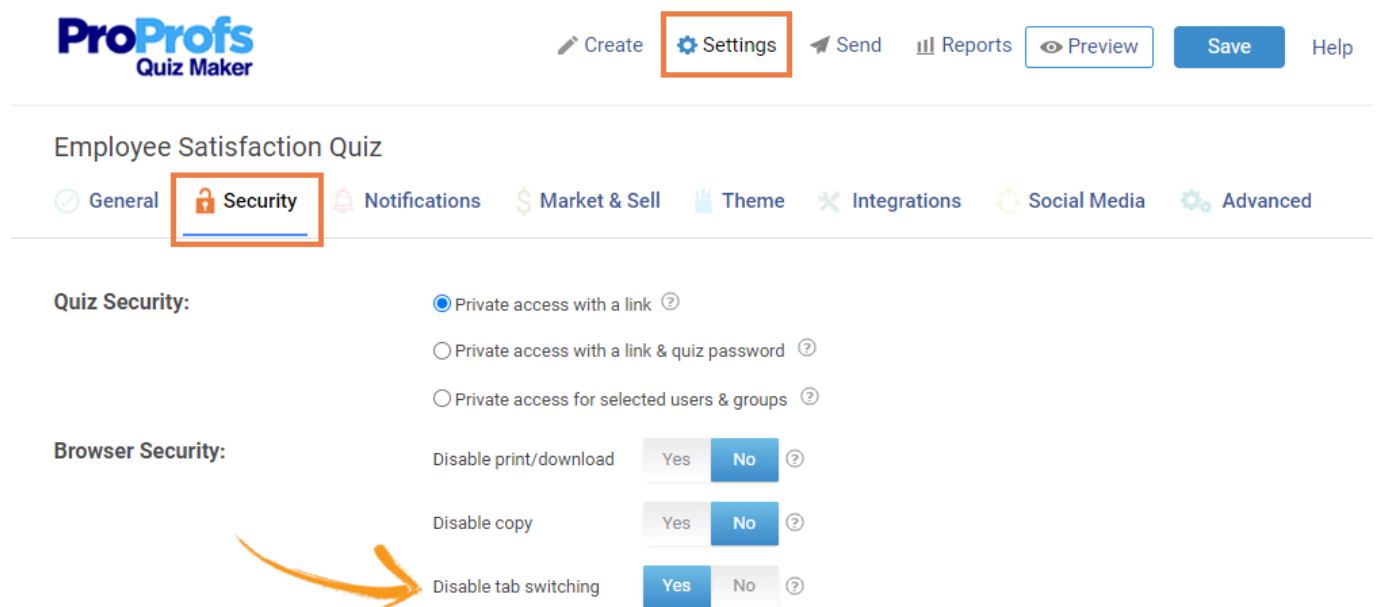
ProProfs Quiz Maker allows you to maximize quiz security in several ways. You can [make your quizzes private](#) to ensure access by authorized users only. You can also [prevent quiz takers from taking printouts and making quiz copies](#). Another method is to **disable tab switching** on a web browser while your users are taking a quiz. This feature triggers a countdown, along with a warning message, when a quiz taker attempts to switch to a different tab, leading to the involuntary submission of the quiz once the countdown ends. Quiz takers have the choice of canceling the countdown and continue taking the quiz. Doing so discourages anyone from cheating by browsing the internet for answers.

Benefits of disabling tab switching:

- Discourage cheating during online assessments
- Maintain & improve quality of teaching

To disable tab switching:


Under the **security settings** of a quiz, find the option '**Disable tab switching**' for **browser security** and enable it. Then, click **Save**.




The screenshot shows the ProProfs Quiz Maker interface. At the top, the 'Settings' button is highlighted with an orange box. Below, the 'Employee Satisfaction Quiz' is shown with the 'Security' tab selected. Under 'Quiz Security', three options are listed: 'Private access with a link' (selected), 'Private access with a link & quiz password', and 'Private access for selected users & groups'. Under 'Browser Security', three options are listed: 'Disable print/download', 'Disable copy', and 'Disable tab switching'. The 'Disable tab switching' option is highlighted with an orange arrow and has its 'Yes' button selected.


The countdown timer is set for 10 seconds by default, but you can increase or decrease the same based on your requirements.

Browser Security:


Disable print/download 

Disable copy 

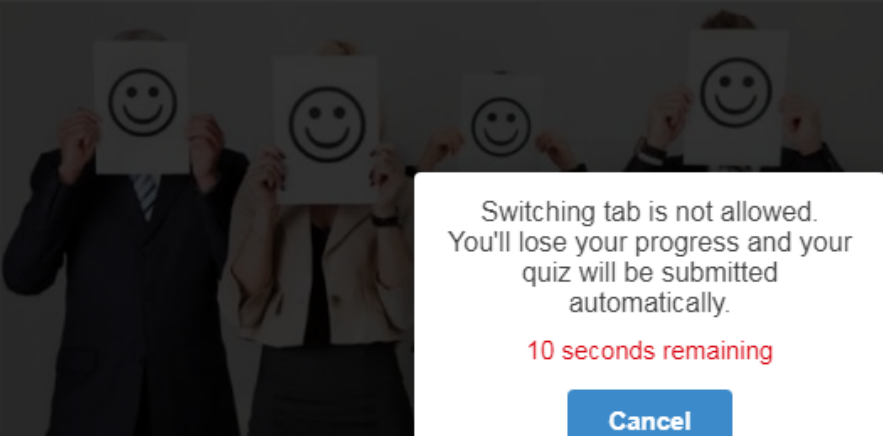
Disable tab switching 

10 seconds 

You can **preview** how the setting works for the quiz takers. On trying to switch to a different tab while taking the quiz, the quiz taker will get the following message. Unless they click '**Cancel**,' the quiz will submit automatically once the countdown ends.

Question 1 / 9  11 %

Signs of employee satisfaction include



Switching tab is not allowed.
You'll lose your progress and your quiz will be submitted automatically.

10 seconds remaining

☐ Smiling

☐ Participating in company events

☐ Criticizing managers and supervisors

☐ Taking on additional job responsibilities

Related Articles:

[How to Disable Printing of the Quiz by Test Takers?](#)

[How to Make My Quizzes Secure and Private?](#)

[How to Prevent Cheating on a Quiz?](#)