

# How to Integrate GetResponse With Quiz Maker

**ProProfs integration with GetResponse** allows you to capture the learner's information (name, email, address, and more) and automatically add it as a contact to your GetResponse account. After the integration is completed, you can start populating your GetResponse mailing list by automatically importing details of the learners who take your quiz on ProProfs.

Watch this quick **video guide** to learn more about integration.

Or **continue reading** to understand it step-by-step.





**By collecting learner's information and sending it to your GetResponse account, you can:**

- Grow your **email subscriber list**
- Boost website **traffic**
- Increase lead generation by up to **200%**
- Automate **email marketing campaigns**

## How to Set up the GetResponse Integration

**Step 1:** To start importing the details of the learners every time they take a quiz, start by selecting the [quiz](#) you want to use and navigate to "**Settings.**"

Search

	<div>Employee Satisfaction Quiz Template</div> <div> <div></div> <div></div> </div> <div>0</div>
 <div> <div>Performance Assessment Quiz Template</div> <div> <div>Edit</div> <div>Settings</div> <div>Draft</div> <div>Copy</div> <div>Delete</div> </div> <div>Configure your quiz settings <a href="#">learn more</a></div> </div>	<div> <div>Performance Assessment Quiz Template</div> <div> <div></div> <div></div> </div> <div>0</div> </div>
	<div> <div>An Introduction to Ethical Behavior At the Workplace Quiz</div> <div> <div></div> <div></div> </div> <div>0</div> </div>
	<div> <div>Individual Responsibility to Maintain Good Ethics Quiz</div> <div> <div></div> <div></div> </div> <div>0</div> </div>

**Step 2:** Navigate to the “**Security**” tab and locate “**Tracking Configuration.**” Enable **information** to capture. You can also ask your **own questions** to capture the quiz taker's info.

**Tracking & Lead Capture** | Select what information to ask quiz takers.

---

**Lead Form:** Start of quiz ▾ ?

---

Name: Yes No

Email: Yes No

ID: Yes No ?

Phone: Yes No

Address: Yes No

Ask My Own Question: Yes No ?

**Question 1** ✕

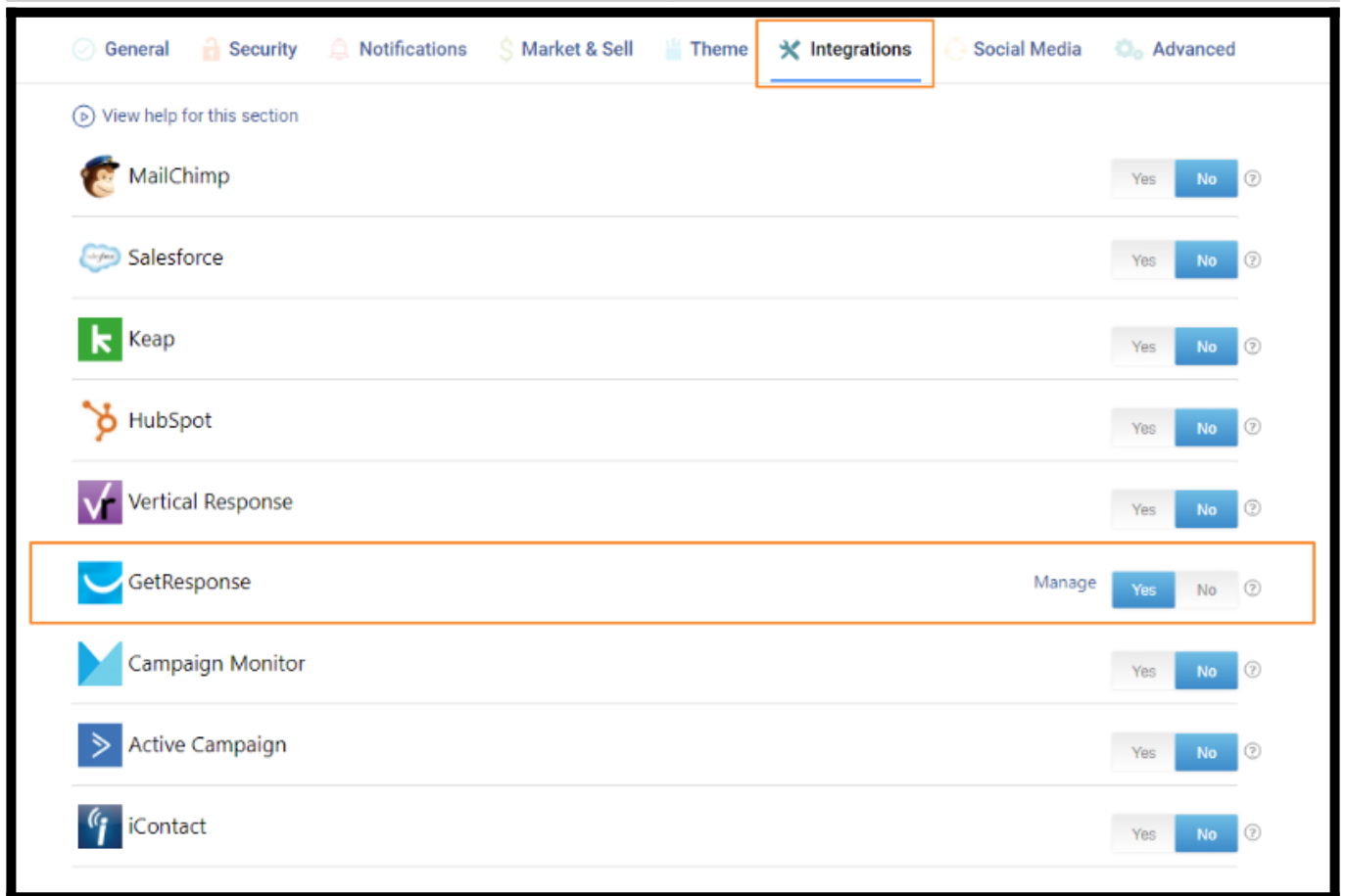
**Question:** Birthday

Quiz taker will type answer into a single line textbox

**Add Questions:** Choose the type and add as many questions as you need.

Choose from list Write in textbox Multiple Choice

**Step 3:** Navigate to the "**Integrations**" tab, locate "**GetResponse**," and select "**Yes**" to integrate.



**Step 4:** A pop-up with integration information will appear, proceed further to the next screen and enter your **GetResponse API** key.

### GetResponse Integration

Send quiz takers' information like email, name or any custom info in GetResponse CRM.

Please enter your **GetResponse API Key** below.

API Key:  ?

**Next**

**Step 5:** When the authentication is complete, select one of your **GetResponse lists'** to add learners' data. If you opt for "**Notify me,**" it will send **email notifications** to you anytime a new learner takes your quiz. Click "**Next**" to proceed.

## Choose a list

Please select a list to add new contacts.

Select list: Marketing ▼ ?

☒ Notify me ?

Next

Back

**Step 6:** Based on the selected list and custom questions set up in "**Tracking configuration**," assign a corresponding field from the drop-down menu to the appropriate **GetResponse fields**. Click "**Finish**" to complete the integration.

## Map your quiz fields to GetResponse fields

Map GetResponse lead and quiz by selecting the relevant fields from the dropdown menus. The dropdown menu will consist of options selected in the Tracking Configuration under Security settings. [Learn More](#)

GetResponse

ProProfs

Name

Name ▼

Email

Email ▼

Birthdate

Birthday ▼

City

Select ▼

Comment

Select ▼

Company

Select ▼

Country

Select ▼

Fax

Select ▼

Gender

Select ▼

Home Phone

Select ▼

Here's a preview of the confirmation:

### GetResponse Integration Successful



Your GetResponse integration is ready to use. New quiz taker's will be automatically added as subscribers to your GetResponse list.

Ok

*That is all about GetResponse integration with ProProfs Quiz Maker.*

### Related Articles

- [VerticalResponse Integration With ProProfs](#)
- [Campaign Monitor Integration With ProProfs Quiz Maker](#)
- [Hubspot Integration With ProProfs Quiz Maker](#)